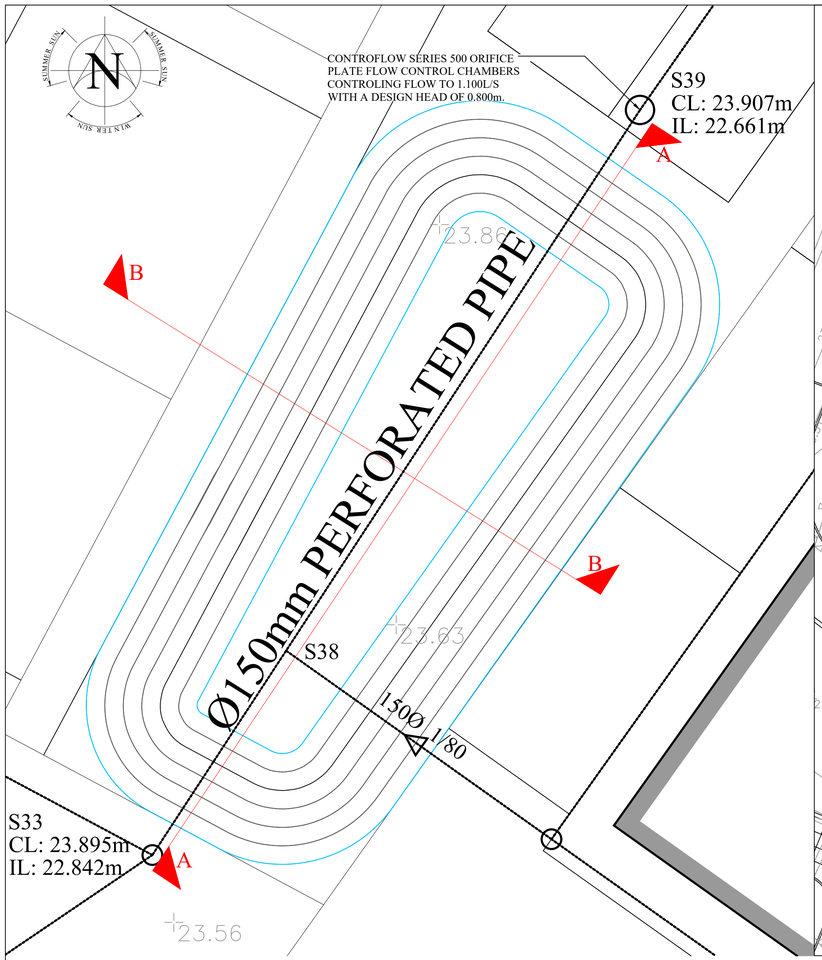

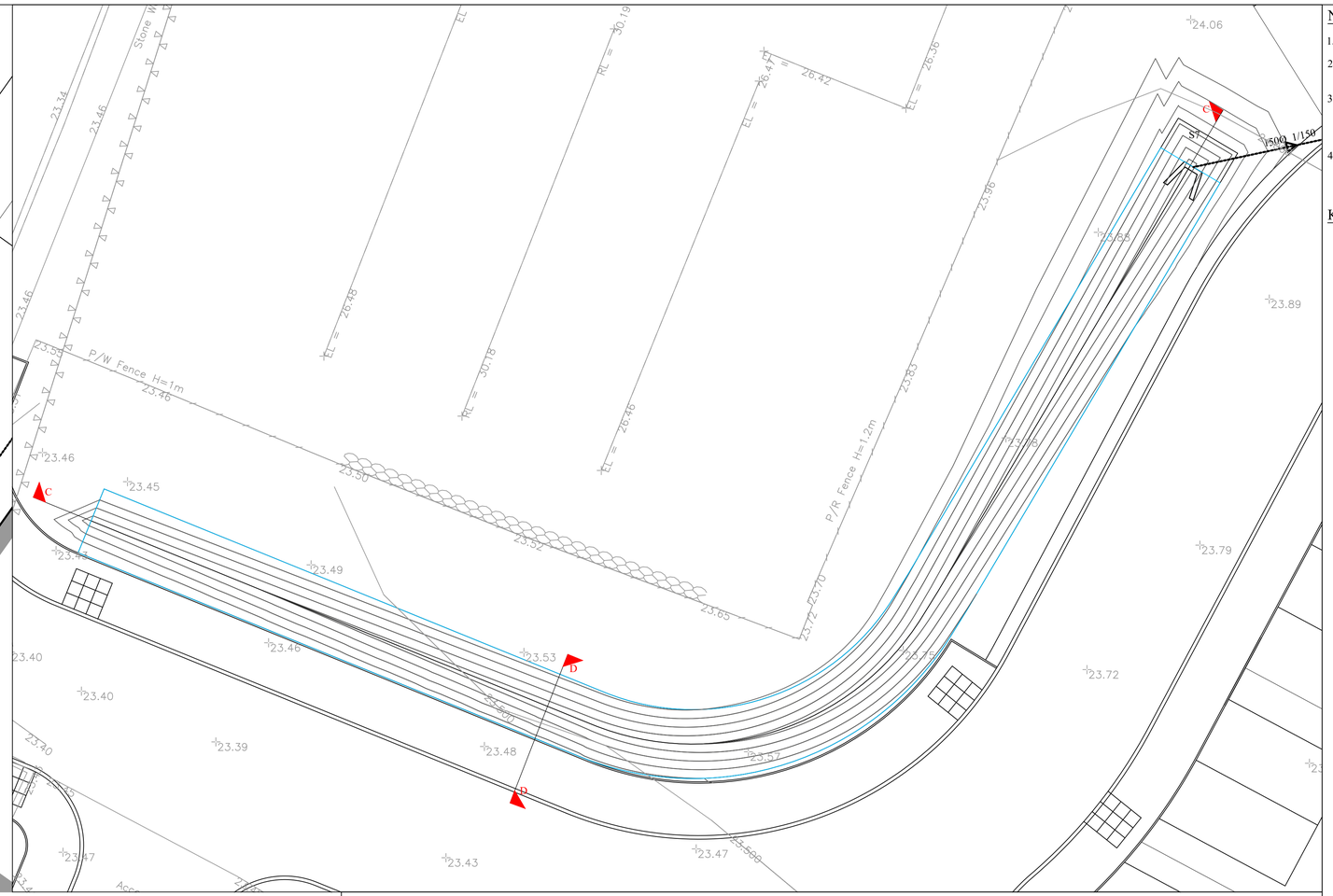

NOTES

1. DO NOT SCALE FROM THIS DRAWING.
2. ALL LEVELS IN METRES UNLESS NOTED OTHERWISE ON DRAWING.
3. ALL DIMENSIONS AND LEVELS TO BE CHECKED ON SITE PRIOR TO UNDERTAKING ANY WORKS, ORDERING MATERIALS OR FABRICATING ANY COMPONENTS.
4. THIS DRAWING IS TO BE READ IN CONJUNCTION WITH ALL OTHER RELEVANT ENGINEER'S AND ARCHITECT'S DRAWINGS AND RELEVANT SPECIFICATION CLAUSES.

KEY

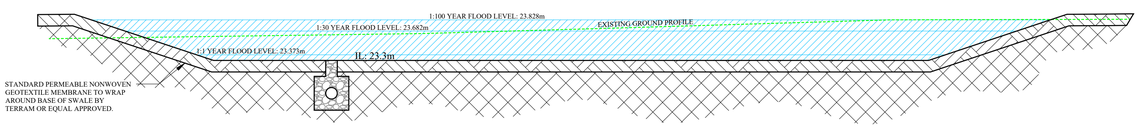

SECTION A-A
SCALE - 1:40

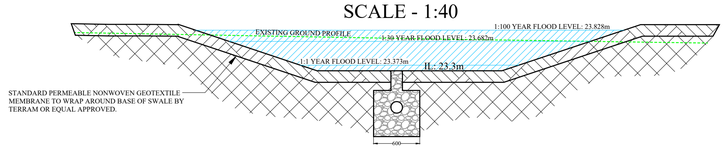

SECTION B-B
SCALE - 1:40

Datum: 22.000M AOD

CHAINAGE ON CENTRELINE (m)	0.000	10.000	20.000	30.000	40.000	46.965	
EXISTING LEVELS (m)	23.464	23.507	23.614	23.758	23.834	23.955	
LEVELS ON CENTRELINE OF CARRIAGEWAY (m)	23.038	22.979	22.920	22.823	22.719	22.647	
LEVELS ON LEFT HAND CHANNEL (m)	23.438	23.379	23.320	23.223	23.119	23.047	
LEVELS ON RIGHT HAND CHANNEL (m)	23.438	23.379	23.320	23.223	23.119	23.047	
VERTICAL DESIGN ON CARRIAGEWAY CENTRELINE		0.6% (-1 in 170) LENGTH = 21.578m		1.0% (-1 in 96) LENGTH = 25.387m			
HORIZONTAL DESIGN ON CARRIAGEWAY CENTRELINE		LENGTH = 21.886m		R = 4.800 L = 7.038	= 1.81m	LENGTH = 17.230m	
Final Surface (m)	23.038	22.979	22.920	22.823	22.719	22.647	
EARTHWORK LEVELS (m)	23.062	22.980	22.899	22.859	22.732	22.658	

PROPOSED SECTION THROUGH SWALE
C-C
SCALE: (H - 1:250) (V - 1:50)

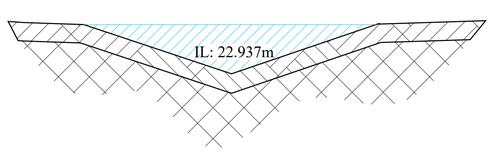

SECTION D-D
SCALE - 1:25

SUITABILITY	REV	DATE	DESCRIPTION	Org.	Chk'd	App'd	Auth.
S1	P01	00/00/00	FIRST ISSUE				

DRAWING STATUS:

PROJECT TITLE:

TRE ANGHARAD PENNAF

DRAWING TITLE:

DRAINAGE DETAIL 2

DRAWING No:

PROJECT	ORIGINATOR	VOL.	LOC.	TYPE	ROLE
015721	CCE	V1	XX	40:40:01	C
CLASSIFICATION 50:30		No. 0024	SUITABILITY S1	REVISION P01	

ORIGINATOR:	DATE:	SCALE:	ORIGINAL SIZE:
M.JONES	01.11.2021	STATED	A1

CADARN CONSULTING ENGINEERS

Address: CADARN Consulting Engineers Ltd, Suite B, Anglesey Business Centre, Bryn Cefni, Llangefni, LL77 7XA
Tel: 01407 730912
E-mail: Admin@cadarnconsulting.co.uk