

Reference Plan (NTS)

**GENERAL NOTES**  
 This drawing is copyright and owned by Capita Property and Infrastructure Ltd., and is for use on this site only unless contractually stated otherwise.  
**DO NOT SCALE** this drawing (printed or electronic versions). Contractors must check all dimensions from site. This drawing has been printed to the correct scale if the following accords with real measurements:  
 0mm 40mm 80mm  
 All other design team elements, where indicated, have been imported from the consultant's drawings and reference should be made to the individual consultant's drawings for exact setting out, size and type of component.  
 Discrepancies and / or ambiguities within this drawing, between it and information given elsewhere, must be reported immediately to the architect for clarification before proceeding.  
 All works are to be carried out in accordance with the latest British Standards and Codes of Practice unless specifically directed otherwise in the specification.  
 Responsibility for the reproduction of this drawing in paper form, or if issued in electronic format, lies with the recipient to check that all information has been replicated in full and is correct when compared to the original paper or electronic image. Graphical representations of equipment on this drawing have been coordinated, but are approximations only. Please refer to the Specifications and / or Details for actual sizes and / or specific contractor construction information.  
 This original document is issued for the purpose indicated below and contains information of confidential nature. Further copies and circulation will be strictly in accordance with the confidentiality agreement under the contract. This original must be destroyed or returned to the contractor.

**SAFETY, HEALTH AND ENVIRONMENTAL INFORMATION**  
 Refer to the relevant Construction (Design and Management) documentation where applicable.  
 It is assumed that all works on this drawing will be carried out by a competent contractor, working where appropriate to an approved method statement.

- Key**
- Demolition of existing external & internal:
    - Walls, stairs, glazing, windows, doors, fixings, curtilage walls/fences, sanitaryware & furniture and all other architectural elements.
    - Floor slab demolition to be confirmed.
    - Include the removal of all demolition waste off site.

- General Notes:
- For demolition of structural elements refer to Structural Engineers drawings.
  - Refer to M&E demolitions drawings for all services removed.
  - Refer to M&E for drainage demolitions drawings. Where WHB's etc. are removed and drainage becomes redundant, connections are to be flushed out prior to capping off at slab level and making good ground floor with crushed stone.
  - Suitable allowance is to be made in the cost plan and contractor method statements for existing materials containing Asbestos and other materials harmful to health for their safe removal where required.

P02	Planning PreApplication Issue	04.07.2022
P01	Draft issue for pre planning consultation	27.05.22

Rev Description (CHK'd / App'd) Date  
 Status  
**D5 - Planning Approval**  
 Classification  
**Confidential**  
 Client  
**Grwp Llandrillo-Menai**

Project  
**Welsh Sheep Centre - Campws Glynllifon**

Drawing  
**Existing Elevation - Sheep Farm**

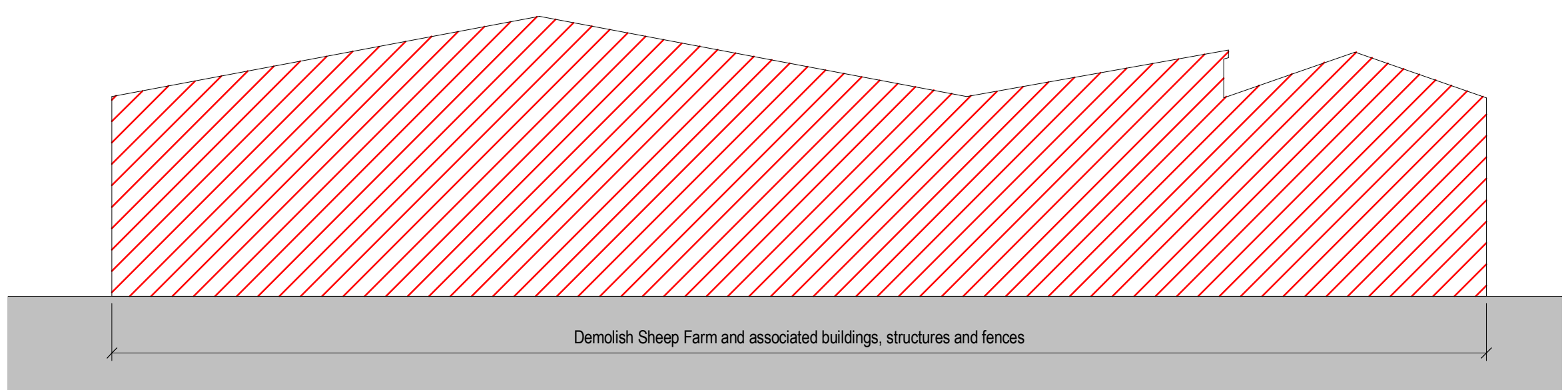
Scale @ A1	Drawn	Checked	Approved
As indicated	EC	MB	EC

Project No. Date  
**CS/098555-39 04.04.2022**


Drawing Identifier						
project	origin	zone	level	file type	role	number
WSC-CAP	E2	ZZ	DR	A	A	040005_rev P02




www.capitaproperty.co.uk  
 Capita Property and Infrastructure Ltd.



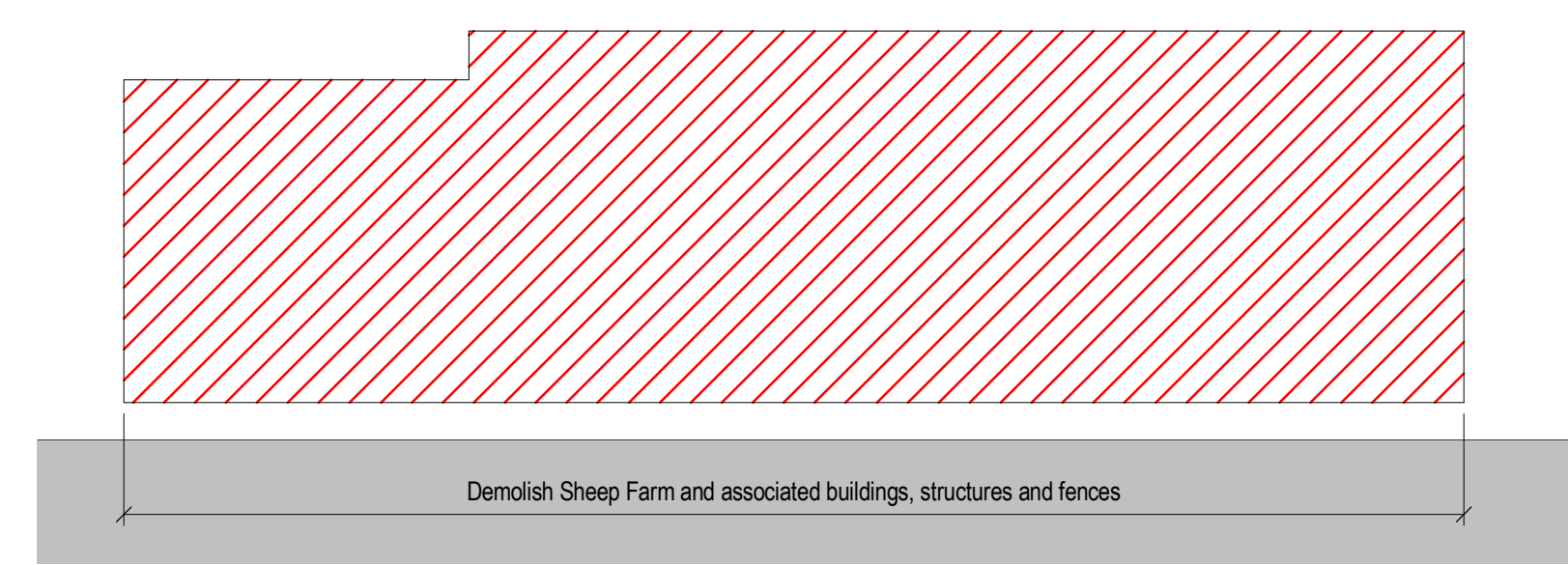
**1 North Elevation - Sheep Farm**  
 1 : 100



**2 East Elevation - Sheep Farm**  
 1 : 100



**3 South Elevation - Sheep Farm**  
 1 : 100



**4 West Elevation - Sheep Farm**  
 1 : 100

